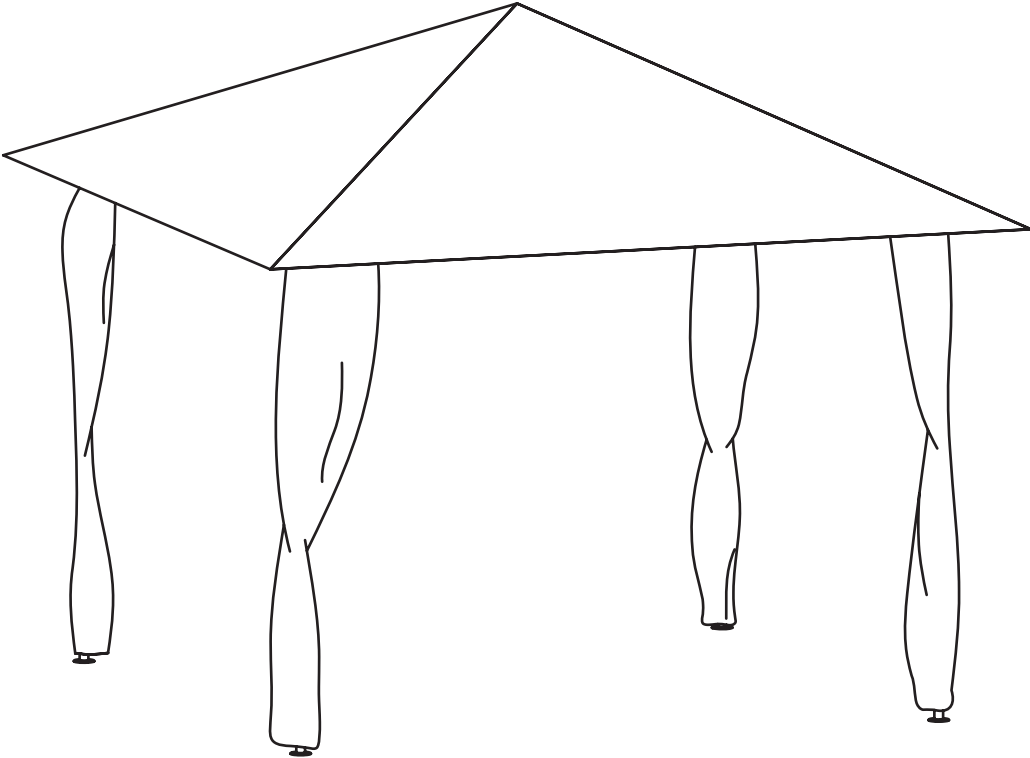
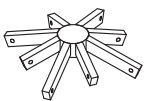
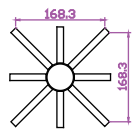
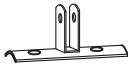
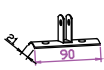
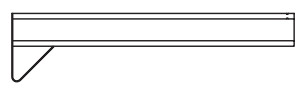
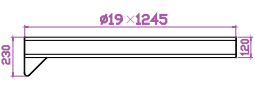




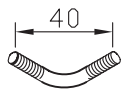


Shana

1288_76455/1288_76456/1288_76457



1288_76455/1288_76456/1288_76457

A			X 1	1
B			X 4	1
D			X 8	1
E		10X20X2080MM	X 4	1
G		10X20X1515MM	X 4	1
H		D38X2030MM	X 4	1
L		D3.2X170MM	X 8	1
M		M6X40MM	X 8	1

FR : SAV/INFORMATION /VIDEO/CONTACT

EN: AFTER-SALES SERVICE/INFORMATION/VIDEO/CONTACT

DE : REPARATUR-SERVICE UND ERSATZTEILE /INFORMATIONEN /VIDEO/KONTAKT

ES: SERVICIO POST-VENTA/INFORMACIÓN/VIDEO/CONTACTO

IT: SERVIZIO ASSISTENZA/INFORMAZIONI/VIDEO/CONTATTO

PT: SERVIÇO PÓS-VENDA/INFORMAÇÕES/VIDEO/CONTATO







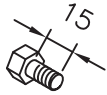
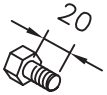
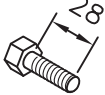
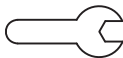

PL: SERWIS TECHNICZNY/INFORMACJE/WIDEO/KONTAKT

NE: AFTER SALES SERVICE/INFORMATIE/VIDEO/CONTACT

HE: עם רשקתל/ואדיווה/ עדימ/תוריקמו תוריש רחאל

SAV.HABITATETJARDIN.COM

1288_76455/1288_76456/1288_76457

Q		M6	X 48	1
R		M6	X 80	1
W			X 1	1
V			X 1	1
1		M6X15MM	X 8	1
2		M6X20MM	X 16	1
4		M6X28MM	X 8	1
			X 1	1

FR : SAV/INFORMATION /VIDEO/CONTACT

EN: AFTER-SALES SERVICE/INFORMATION/VIDEO/CONTACT

DE : REPARATUR-SERVICE UND ERSATZTEILE /INFORMATIONEN /VIDEO/KONTAKT

ES: SERVICIO POST-VENTA/INFORMACIÓN/VIDEO/CONTACTO

IT: SERVIZIO ASSISTENZA/INFORMAZIONI/VIDEO/CONTATTO

PT: SERVIÇO PÓS-VENDA/INFORMAÇÕES/VIDEO/CONTATO

PL: SERWIS TECHNICZNY/INFORMACJE/WIDEO/KONTAKT

NE: AFTER SALES SERVICE/INFORMATIE/VIDEO/CONTACT

HE: מע רשקתל/ואדיווה/ עדימ/תורכמו תוריש רחאל

SAV.HABITATETJARDIN.COM

FR

- Il est conseillé d'attendre d'avoir monté entièrement votre produit avant de serrer complètement vos vis.
- Pensez à fixer les pieds au sol. De même, en cas de vent fort, il est conseillé d'utiliser un kit d'encrage.
- Ce produit n'est pas fait pour la neige.

EN

- It is advisable to wait until you have fully assembled your product before tightening your screws completely.
- Consider attaching the feet to the floor. Similarly, in case of strong wind, it is advisable to use a nail kit.
- This product is not made for snow.

DE

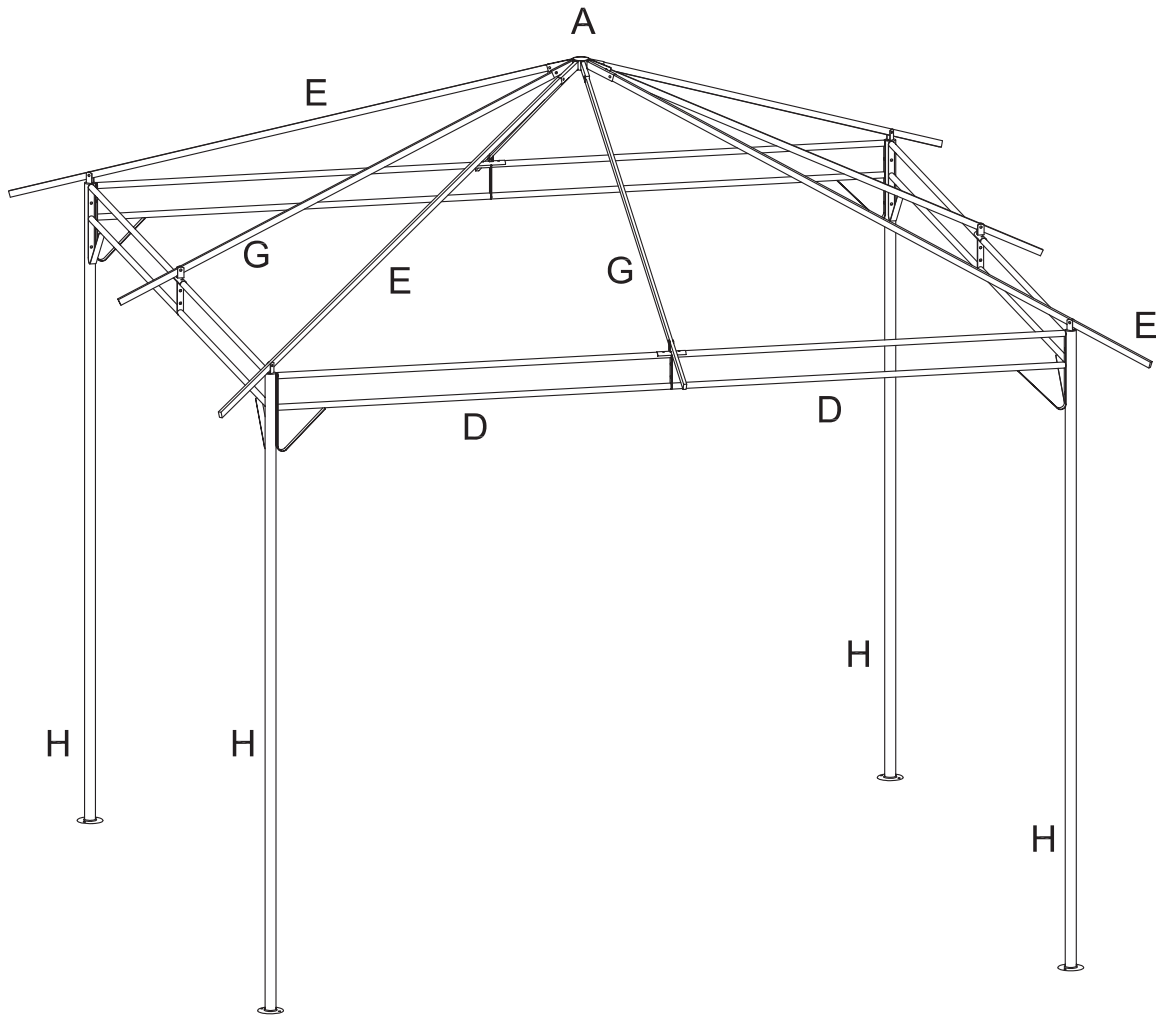
- Es ist ratsam, für Ihre vollständig montiert zu warten, bevor vollständig Ihre Schrauben festziehen.
- Denken Sie daran, die Beine auf den Boden zu befestigen. In ähnlicher Weise bei starkem Wind, ist es ratsam, einen Tintensatz zu verwenden.
- Dieses Produkt ist nicht für den Schnee gemacht.

ES

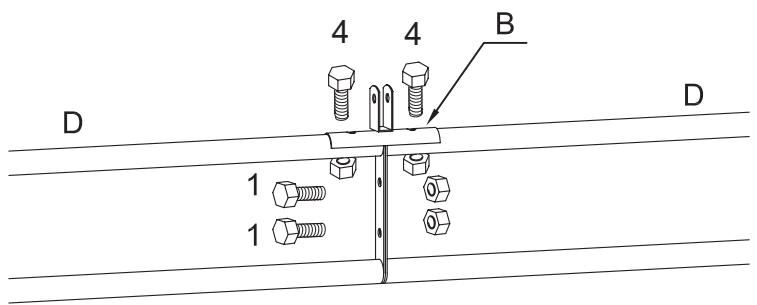
- Se aconseja montar totalmente el producto antes de apretar completamente todos los tornillos.
- Fije los pies al suelo. De igual manera, en caso de fuertes vientos, se aconseja utilizar un kit de anclaje.
- Este producto no está diseñado para la nieve.

IT

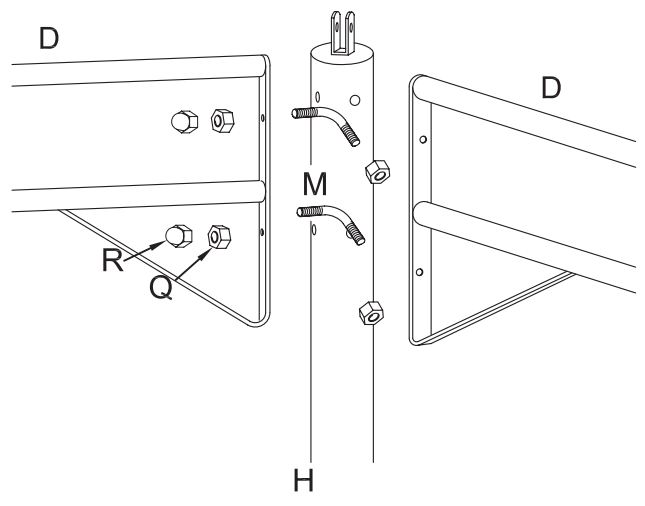
- È consigliato di aspettare di avere montato interamente il prodotto prima di stringere completamente le viti.
- Pensate di fissare i piedi al suolo. In caso di vento forte, è consigliato di utilizzare un kit di ancoraggio.
- Questo prodotto non è fatto per la neve.



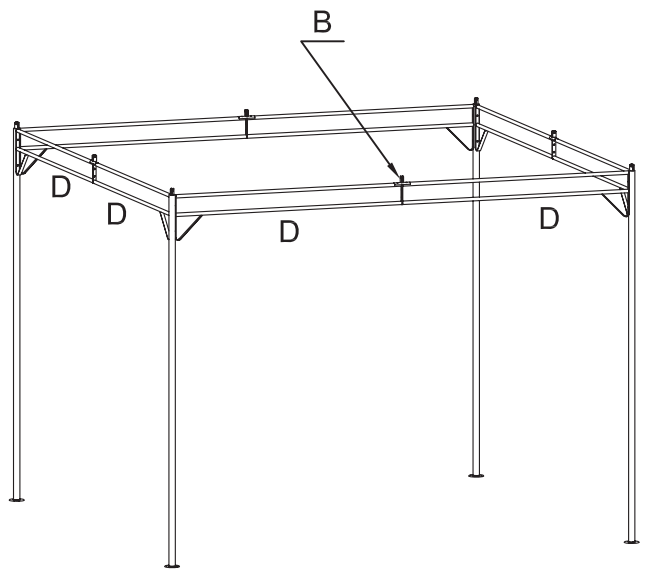
1



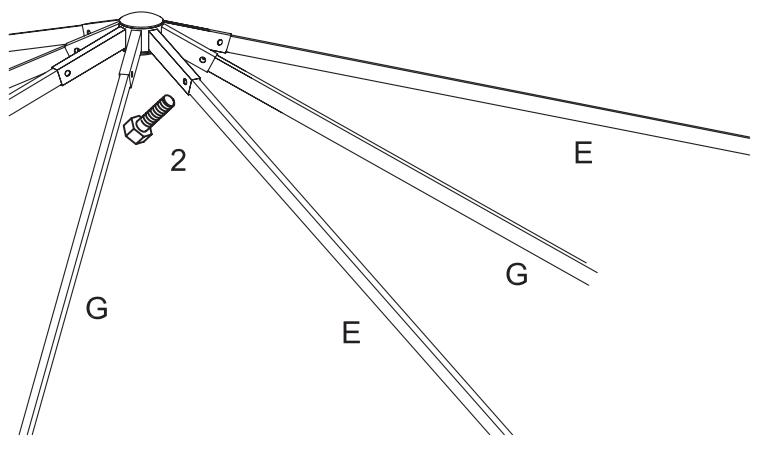
2



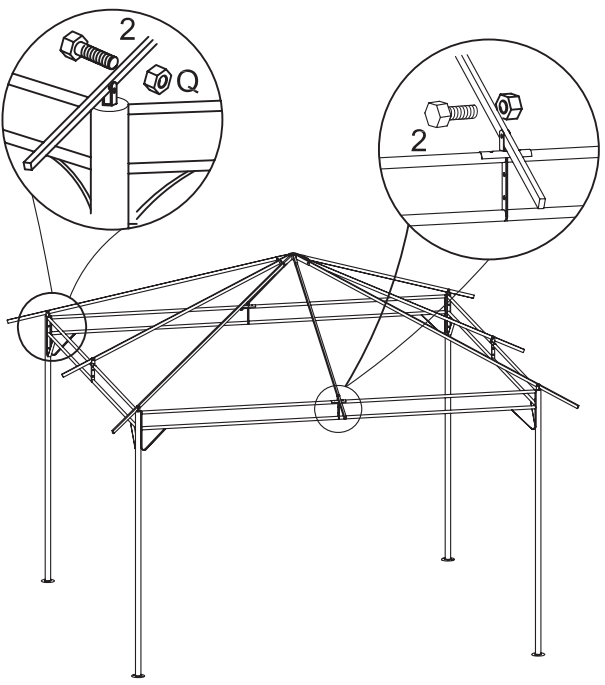
3



4



5



6

